ERASMUS project “Minecraft-Escaperooms” solutions

Content

Information About The Project: 2
History: 4
Geography: 11
Culture: 19
Science: 24
Schoolsystems: 26
Politics: 28

Information About The Project:

Serverdomain:

eu7247227.g-portal.game

Gameversion:

1.19.3 Release (Java Version)

How To Get To The Escaperooms:

You will spawn in front of the German school building.





Go inside the school and enter the first room which is located straight ahead.



In this room you will find a warp sign on the stage, which says “warp Escaperooms”. After interacting with the sign, you will get into the Escperoom-Lobby.



On the right side, you will find a museum with memories, we made in this time.
On the left side, you will find all escaperooms and the “Hall Of Europe”.
Behind you, there is a short introduction about how to play the escaperooms.

The “Hall of Europe” is big room with a Europe flag, which shows the amount of your earned stars. The stars are spread in the escaperooms an can be achieved, by interacting (right-click). After obtaining all twelve stars, the “Memories” – Room will be unlocked.



For entering each escaperoom, you need to go inside the small hallway with the corresponding sign. After activating the lever, you can teleport yourself into the escaperoom.

History:

Starting Room:



First you spawn in the room with a button on the right that tells you to spawn a minecart Ride this to the end.

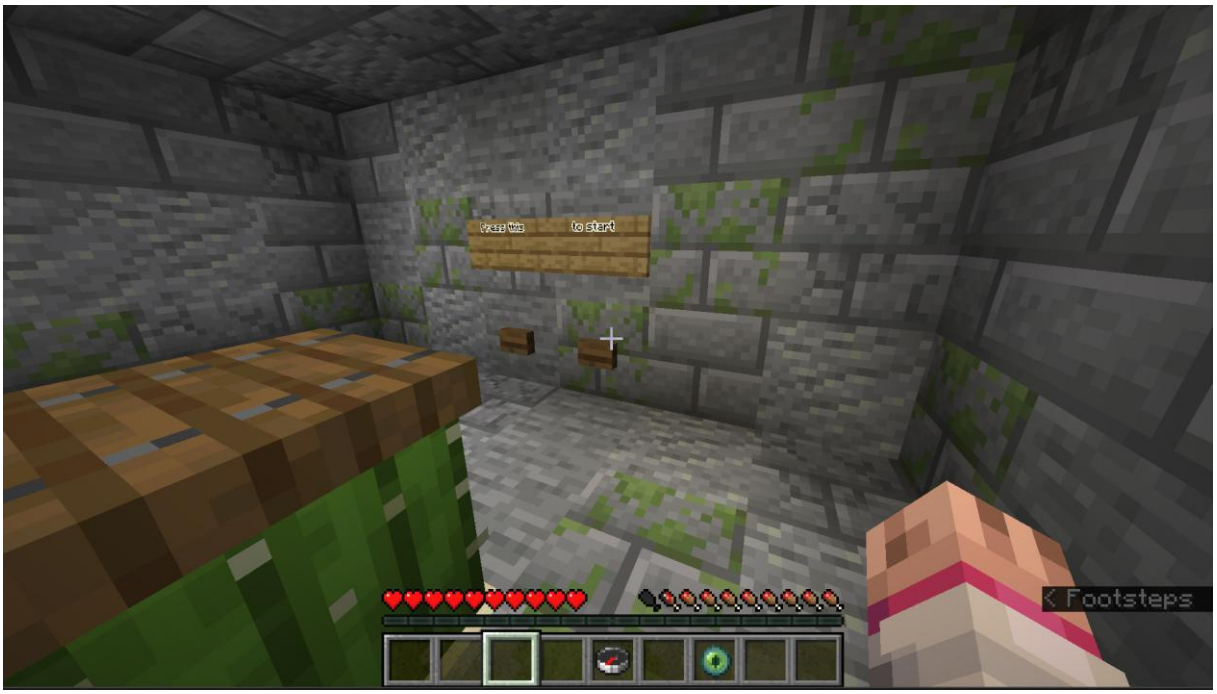

To continue, press the button start.

History Lobby:


You spawn in another room. Here you can find the first key in the chest behind you.



The key has to be put in the chest on the other side. The second room will be open.



In the orange marked chest, there is the German key. Put this in the green marked chest, to open the German door.

German Room:





To absolve this room, you need to answer the questions, by pressing the correct buttons. The first answer is “In 1990” and the second answer is “4 parts”. If all answers were right, a key will drop down in the middle of the room. You need to put it in the marked chest, for opening the Czech Room.

Czechia Room:





In the Czech room, the correct buttons are (first picture) “In 1918” and (second picture) “In 1989”.



After pressing the correct buttons, you will see a minecart behind you. Use it to get into the next room

Italian Room:





To absolve the Italian questions, you need to press the answers “In 1945” and “Genva”



After successfully finishing the answers, a key will appear, which you can use to open the Italian door, by putting the key in the corresponding chest. A staircase will also be opened, where you can find the first star and the secret key. The key has to be put in the chest next to the aquarium.



The way to the second star and the warp back sign will be opened.

Geography:

Starting Room:



Click the button to spawn a minecart and drive into the next room.



You have to click the button to continue.



This is the lobby of this room, where you can find some rules and the enter to the first task room.







You will spawn in a small room and a clickable link in the chat will appear. Open the chat and click on this link. You need to accept by clicking “Yes” and a website will be opened. On this website you need to guess the correct location of the shown sight. The answers are:

1. Charles Bridge: yellow (Prague)
2. Brandenburg Gate: red (Berlin)
3. Verona Arena: blue (Verona)
4. Angevin male: white (Naples)
5. Czech Switzerland: black (northwestern Czech Republic)
6. Neuschwanstein Castle: green (Schwangau)

The color of the last location you have answered, is the right button, you have to click: green

Brandenburger Tor:



You will spawn in front of the Brandenburger Tor and need to follow the sign.



In this area you will find some questions.

The answers for this area:

1. Name of building: a) Brandenburg Gate
2. Border countries: 8
3. Federal states: a) 16
4. Seas in Germany: c) 2
5. Quadriga horses: b) 4

6. Pillars: c) 6
7. Highest point: a) 26



On the other side of the Brandenburger Tor, you need to absolve the Jump and Run.

After completing, there are more questions:

1. longest river in Germany: b) Rhine
2. Highest mountain in Germany: c) Zugspitze

After completing the questions, you can teleport yourself to the next area, by clicking the button.

Czech monument:



You will spawn in front of a Czech building, so you can answer the question by clicking, that you're in the "Czech Republic"



You need to follow the way, to get to some other questions.

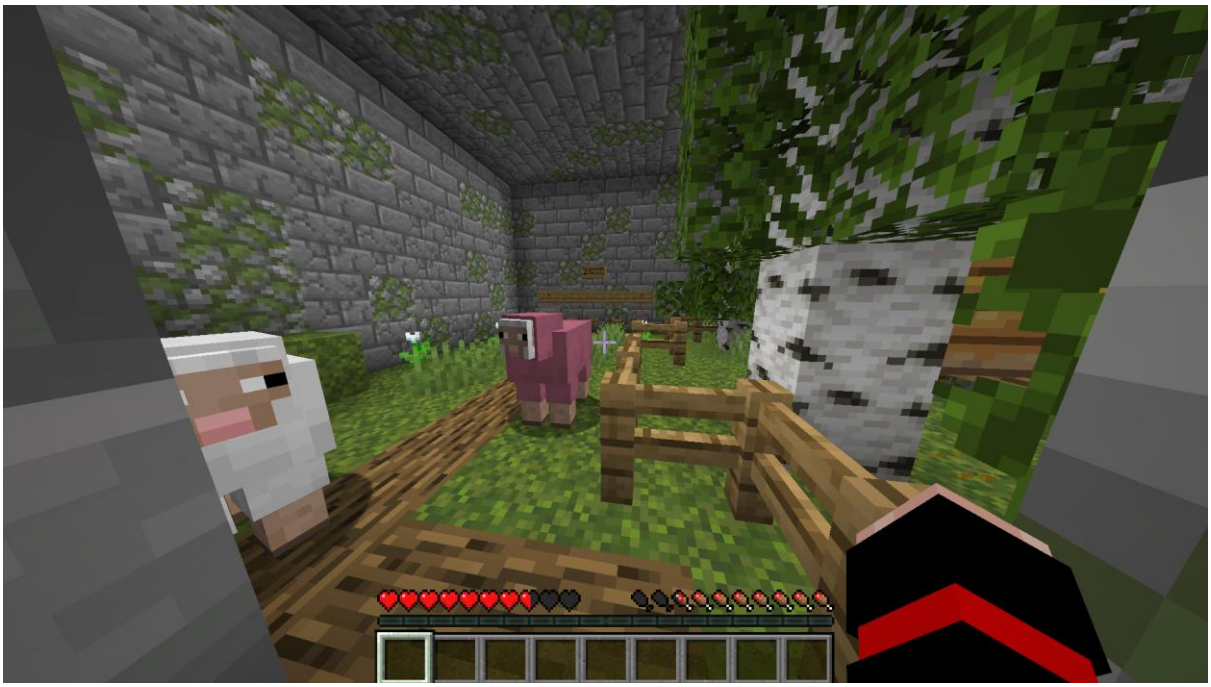

You will get to a new room, where the correct answer is “4”.

There will be some more questions which can be answered like followed:
1. Number regions in Czech: 14
2. Seas in Czech: 0

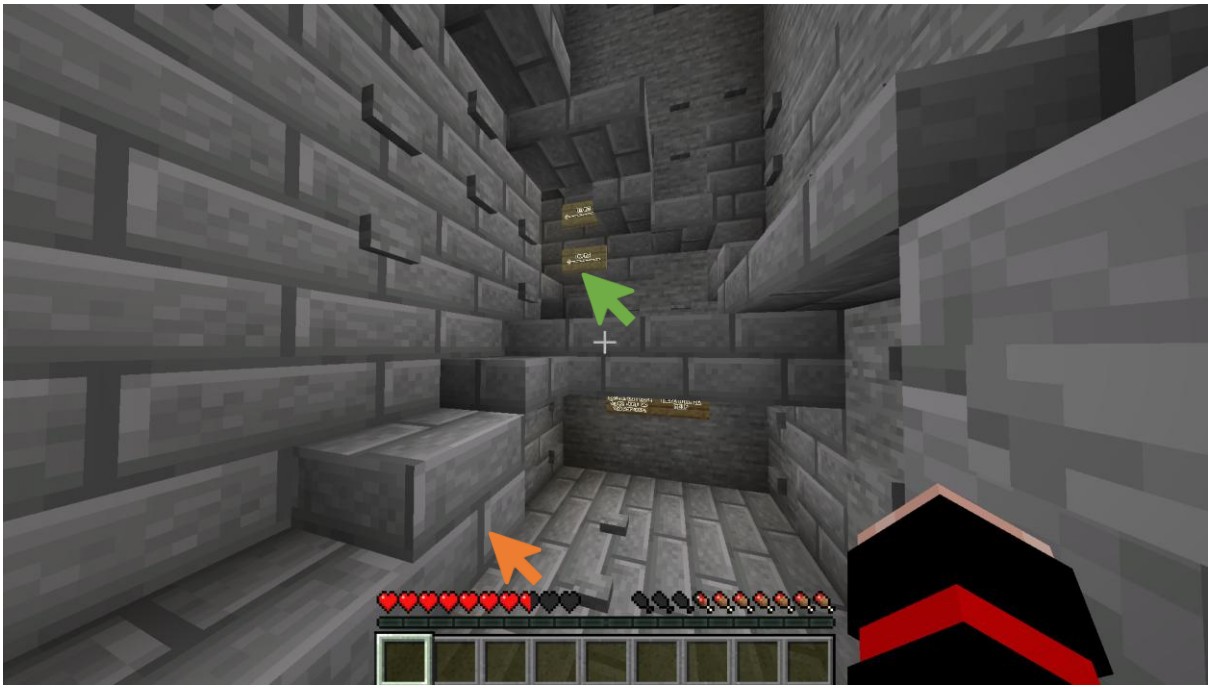

Under the orange marked block, there is a button, which you need to press. After that you can go through the green marked area.

You will find some new questions, which can be answered like followed:

1. capital city: Prague
2. Currency: CZK

Colosseum:



You will spawn infront of the colosseum, which is also the answer of the question.



You will spawn in a maze with some questions, the correct answers will lead you to the end.

The answers are:
1. Highest Point of colosseum: 48m (left door)
2. Most important lake in Italy: Lago Maggiore (right door)
3. Regions in Italy: 20 (right door)
4. Longest river: Po (left door)
5. Most populated city: Rome (right door)
6. Bigest island: Sicily (left door)
7. Monte Bianco (right door)

Then you need to click the button to complete the mazes

Another question (most active vulcano) will apear, the answer is:
- Vesuvius



If you succesfully answered all questions you get into the final room, where you can find the last star and come back to the waitingrooms, by clicking the sign.

Culture:

Starting room:



You will spawn in a room where you can teleport yourself to the first tasks, by opening the door and clicking the sign.

Question Rooms:



In the following rooms you always have a question with three different answers. There is always one correct answer. You can get into the next room, by clicking the button with the right answer.

The answers are:

1. typical dish in Czech Republic: Fruit Crumble Pie
2. Dance from Italy: Tarantella
3. Car brand not from Germany: Suzuki
4. Sport in Czech Repulic: Hockey
5. Food not from Italy: Hamburger
6. Beer amount of germans per 100km: 8 liters
7. Number of answered question: 6

Maze (Czech Part):



After you answered all questions right, you will spawn in the next part. Here you can open the door which leads to the first part of the labyrinth and also find the first star.

In all mazes, you will find some questions. The dirrection of the correct answers will lead you to the end.

1. Czech flag: flag with blue white and red (left direction)
- on the crossing, after the question, you need to go left
2. Traditional Czech food: pork with dumpling and cabbage (left direction)
3. Winner of icehockey 2023: Czech (left direction)
- on the crossing after the question, you need to go right
4. Most famous beer: Radegast (right direction)

Maze (Italian Part):

- directly behind the door: turn right, follow the arrow and turn left on the end of the floor
- on the next crossing, turn right and you will see the first question.

1. Number of colors on Italian flag: 3 (right direction)
- next crossing: turn left and directly after that, right
2. Favorite alcohol in Italy: Wine (right direction)
- keep to the left
3. Shape of Italian country: boot (right direction)
- continue keeping to the left
4. Italian greeting: kiss on the cheeks (right direction)
5. Pizzan invention place: Naples (left direction)
- keep to the right and you will find the entry for the German maze

Maze (German Part):

1. Well known German tradition: Oktoberfest (left direction)
2. President of Germany: Frank Walter Steinmeier (right direction)
- keep to the right
3. Oktoberfest location: Munich (left direction)
4. Favorite German Sport: Soccer (left direction)
5. German population: ca. 80mio. (left direction)
- on the next crossing: go straight forward
6. German currency: Euro (right direction)

End Room:



After finishing all mazes, you will see the end room. The room contains the second star and the sign for teleporting back.

Science:

Starting Room:



After you warped into the Escaperoom, you will be at the local starting room. If you press the sign, you will get into the Escaperoom.

Science Lobby:



You will spawn in the Science Lobby. In front of your spawn there is a chest with XP-Bottles, a book and quill (which you can use for some notes) and a paper. Read the book on the lectern, which contains a question. The answer for the question is “erasmus”. To lock in this answer, you need to

throw the XP-Bottles at your feet and rename the paper in the anvil to “erasmus”. To open the door, you need to throw the paper at the door. The door will open a hallway, which contains questions.

In the lobby you will also find a dark room, which contains the first star.



To answer the questions, you need to press the correct button.
The correct answers are:

1. Enrico Fermi Invention: Nuclear Power
2. Inventor of Formular $e=mc^2$: Albert Einstein
3. J. Jansky Invention: a, b, ab, 0
4. Inventor of battery: Alessandro Volta

After you answered all questions right, you will find a new room in the Science lobby on the right.

In this room you need to find the wrong fact. The wrong fact, you need to click is “Albert Einstein is from Italy”.

The long hallway, where you previously answered some question will lead you to some new questions, you need to answer. The answers are:

1. kind of motor: diesel
2. Galileo Galilei invention: reflection telescope
3. Otto Wichterle invention : contact lenses

The jump and run in the Science Lobby is now finally playable. You need to absolve it, so you can press a button, which will open the last door at the end of the hallway.

Periodic Table Room:

In this room you will find a huge periodic table and some buttons with different numbers.
Behind the periodic table you will find the second star.
To find the correct number, you need to add the periodic numbers of each element, which you will find in the correct answers of each question. The letters in upper caps are the abbreviations of each element. The correct elements are:

1. Nuclear reactor: N (Nitrogen) = 7
2. albERt einstein: ER (Erbium) = 68
3. A B AB 0: -
4. alessandro vOlta: O (Oxygen) = 8
5. dieSEl: SE (Selenium) = 34

Schoolsystems:

Starting Room:

You will spawn in a room with a button, leading to the first task room.

Timetable Room:

First you need to look into the book and check the information about a normal school day in each country. On the wall you will find some levers with different subjects. You need to activate every lever with the subjects mentioned in the book.

Czech Monday: “German” + “Math & IT” → Lever 1 and 3
Italian Monday: “Spanish” + “Math & Law” → Lever 1 and 2
German Monday: “Chemistry & English” + “Spanish” → Lever 2 and 3



To confirm your answers you need to press the button.
Now you can go through the beige doors and follow the hallway. You will find the first star and a minecart which brings you to the next question, by pressing the button

Room With Questions:

You will now find some rooms with questions and different doors. The door underneath the correct answer will lead you to the next question. The answers are:

1. Grades in Italy: “1 - 10” → center door
2. Begin of German school: “07:50 am” → left door
3. Amount of years in Czech elementary school: “9” → center door

After that, you have finished the escape room and you are able to teleport back to the escape-room-lobby.

Politics:

Starting Room:

Firstly, you get into the minecart and drive to the first question room, by pressing the button. There is a next minecart which brings you through a museum with some facts. You will also find the national anthems in separate rooms, which you can enter, by pressing the corresponding button. The minecart will stop at each fact and you need the button next to you for continuing.

Falling Tower:

You will get into a tower and the floor will open, if your answer is correct, so you get the next question. The answers are:

1. German Flag: “2” → center button
2. Italian Anthem: “3” → right button
3. German voting age: “18” → center button (there you will find the first star)
4. Head of Italy: “president” → right button
5. President of Czech Republic: “Petr Pavel” → left button
6. Italian currency: “Euros” → left button

Maze:

Now you will get into a maze with some questions. The correct answers will lead you through the labyrinth.

1. Czech president: “Petr Pavel” → right
2. Language of word ‘NEBO’: “Czech” → right
3. Czech currency: “Czech Crown” → right
4. Colors of German flag: “black, red, yellow” → left
5. Meaning of ‘Ciao’: “Hello” → left
6. Czech voting age: “18” → right
7. Office of Czech president: “Prague Castle” → left
8. 3 Euro in Czech crowns: “75czk” → right
9. Symbol of Germany: “Black eagle” → left

After you completed the maze you will find the second star and teleport to the escape-room-lobby.